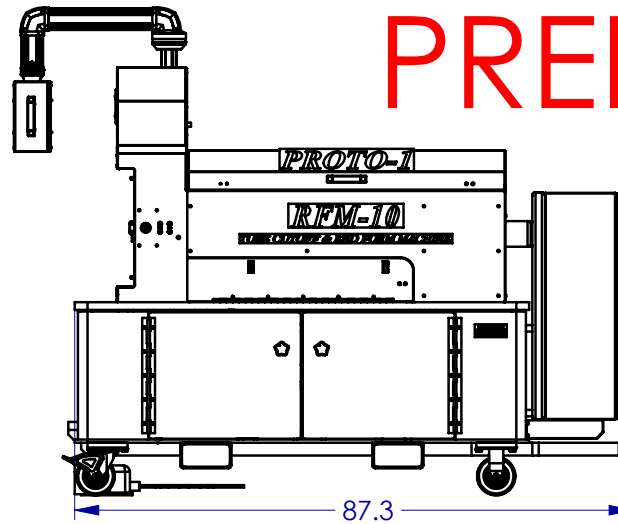
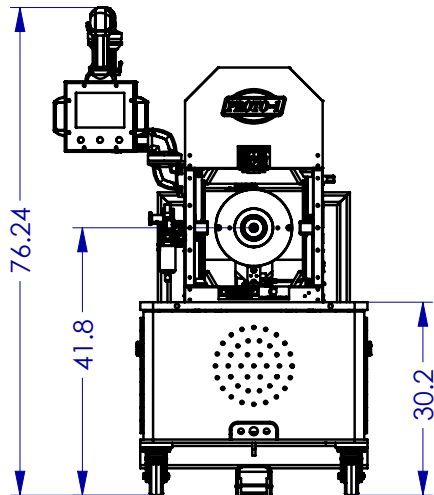


PRELIMINARY



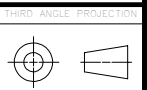
NOTE:

PROTO - 1
Manufacturing L. L. C.
Winneconne WI.

THIS DRAWING CONTAINS PROPRIETARY INFORMATION WHICH SHALL NOT BE PUBLISHED, REPRODUCED, COPIED, OR FURTHER DISCLOSED WITHOUT PRIOR APPROVAL OF PROTO-1 MANUFACTURING L. L. C.

RFM-10
Single Head w/ Servo Valve
Main Assembly

JOB QTY



DRAWN BY: KDN 2/24/2016

APPROVED. BY:

SCALE: 1:30

DWG. NO. **RFM10.2-SH-A02**

SHEET 2 OF 2 Est. Weight: 3363.9 Lbs

UNLESS OTHERWISE SPECIFIED
0.XXXX $\pm .001$ " 0.XX $\pm .015$ "
0.XXX $\pm .005$ " 0.X $\pm .030$ "
ANGULAR DIM: $\pm .5$ Deg.
SURFACE FINISH: 125
BREAK ALL SHARP EDGES
ENGRAVE DRAWING NO.

ISSUE
01