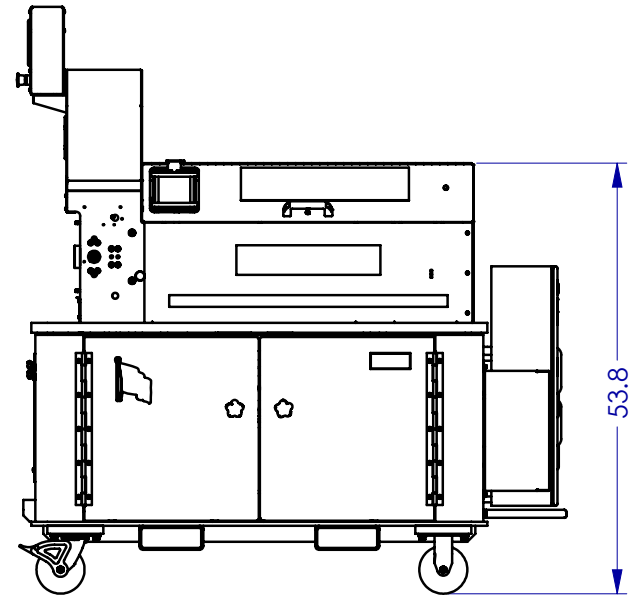
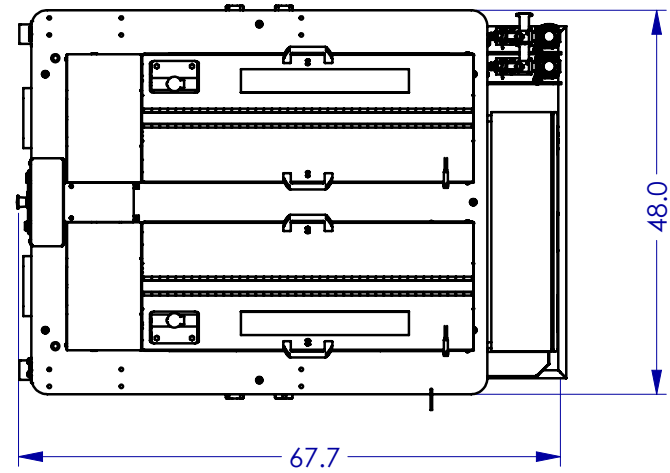
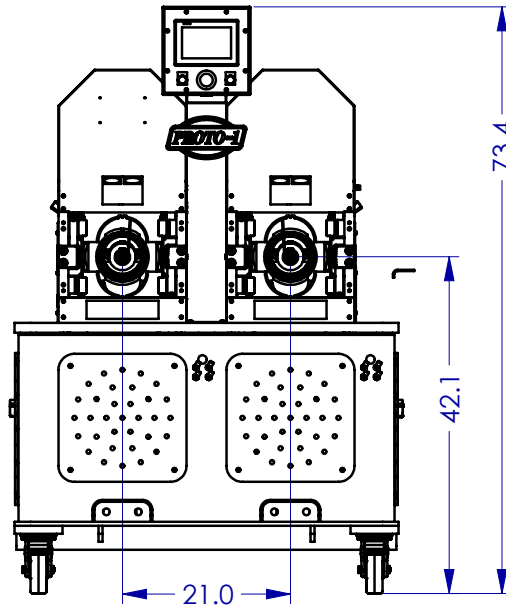


PRELIMINARY



NOTE:

PROTO - 1
 Manufacturing L. L. C.
 Winneconne WI.

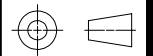
THIS DRAWING CONTAINS PROPRIETARY INFORMATION WHICH SHALL NOT BE PUBLISHED, REPRODUCED, COPIED, OR FURTHER DISCLOSED WITHOUT PRIOR APPROVAL OF PROTO-1 MANUFACTURING L. L. C.

CAM 4.0 Double Head

Main Assembly

JOB QTY

THIRD ANGLE PROJECTION



DRAWN BY: TRC 9/19/2014

APPROVED BY:

UNLESS OTHERWISE SPECIFIED
 0.XXXX ±.001" 0.XX ±.015"
 0.XXX ±.005" 0.X ±.030"
 ANGULAR DIM: ±.5 Deg.
 SURFACE FINISH: 125
 BREAK ALL SHARP EDGES
 ENGRAVE DRAWING NO.

SCALE: 1:24

DWG. NO. **CAM40D-A01**

ISSUE

SHEET 1 OF 2 Est. Weight: 6634.7 Lbs

01